

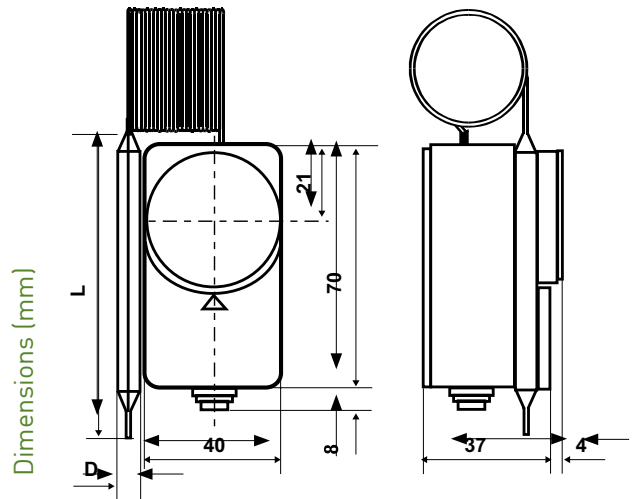
# Thermostats with capillary and bulb for remote mounting



Thermostats with capillary to control the temperature in the boilers, in the air-conditioning and cooling systems, in household appliances, in electrical furnaces.



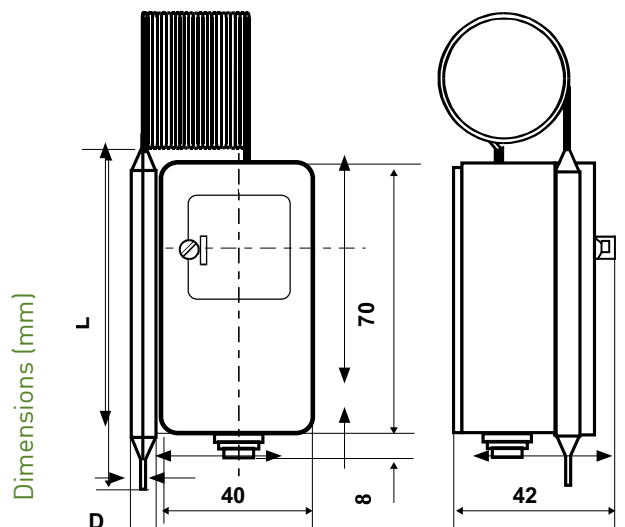
Type	L	D
C04A3	69	6,5
C04B3	65	5
C04C2	144	6
C04D2	144	6
C04E3	69	6,5



	Temperature range °C	Differential K	Calibration accuracy °C	Maximum bulb temperature °C	Admissible body temperature °C	Capillary length mt	Protection level
C04A3	10 ÷ 90	6 ± 1	± 3	150	120	1	IP40
C04B3	50 ÷ 300	8 ± 2	± 3	350	120	1,5	IP40
C04C2	- 20 ÷ 40	2 ± 0,5	± 2	80	60	1,5	IP40
C04D2	- 35 ÷ 20	2 ± 0,5	± 2	80	50	1,5	IP40
C04E3	40 ÷ 120	6 ± 2	± 3	150	120	1	IP40



Type	L	D
C04A3RI	69	6,5
C04B3RI	87	5
C04C2RI	144	6
C04D2RI	144	6
C04E3RI	69	6,5



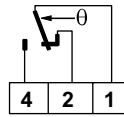
C04A3RI	10 ÷ 90	6 ± 1	± 3	150	120	1	IP40
C04B3RI	50 ÷ 300	8 ± 2	± 3	310	120	1,5	IP40
C04C2RI	- 20 ÷ 40	2 ± 0,5	± 2	80	60	1,5	IP40
C04D2RI	- 35 ÷ 20	2 ± 0,5	± 2	80	50	1,5	IP40
C04E3RI	40 ÷ 120	6 ± 2	± 3	150	120	1	IP40

\*The differential is subtracted from the range value. The differential values refer to a thermal gradient of 1K/hour in liquid and 4K/hour in air.

# ELECTRICAL FEATURES

Two directions microswitch of instant action with AGcdO contacts.

Contact parameters in compliance with EN 60730-1: 15(6)A 250V~ 50Hz.



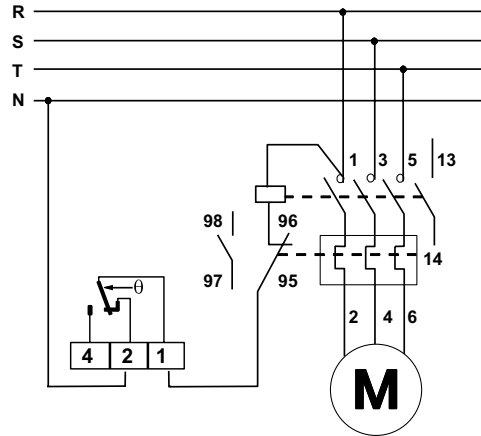
Parameters in compliance with EN 60947-5-1:

Nominal insulation voltage:  $U_i$  380V~.

Nominal continuous current:  $I_{th}$  15A.

Nominal operating current $I_e$	220V~	250V~	380V~
Resistive load	AC-12	-	15A
Inductive load	AC-15	-	2,5A
Direct current	DC-13	0,2A	-

## EXAMPLE OF ELECTRICAL CONNECTION



# STANDARDS AND CERTIFICATES

Compliance with standards EN 60947-5-1, EN 60730-1.

# INSTALLATION

Wall mounting for the thermostat body.

The bulb with capillary can be mounted remotely and is provided with seal caps or copper casing with GC 1/2 connection.

# OPERATION

When the temperature increases: 1-2 are opening, 1-4 are closing.

Liquid expansion function.

# FEATURES

Sensing element with stainless steel diaphragm.

Copper bulb and capillary. Copper bulb and capillary, tinned for types C04C2 and C04D2.

Base in shock-proof self-extinguishing thermoplastic material V0.

Electrical connection output with PVC cable gland.

The storage and transport temperature corresponds to the thermostat's body admissible temperature.

Unit weight 0,16 Kg.

# ACCESSORIES



303298LA

Cable gland G1/2 for connection output in shock-proof self-extinguishing thermoplastic material V0.



G28

Copper sheath Gc 1/2 PN10 bar, length 177mm, supplied with spring to fix the capillary. (Dimensions page 7)



G23

Seal cap Gc 1/2 PN10 bar, without sheath. (Dimensions page 7)

# EXECUTION UPON REQUEST WITH SPECIAL TEMPERATURE RANGE

	Temperature (1) range °C	Scale (*) angle °C	Range in execution fixed calibration
C04A xx yy	0 ÷ 120	80	10 ÷ 80
C04B xx yy	10 ÷ 300	250	
C04C xx yy	-35 ÷ 60	60	- 20 ÷ 60
C04D xx yy	-35 ÷ 60	75	
C04E xx yy	10 ÷ 320	270	

Note: Special temperature range is chosen in the range of temperature (1) and must always exceed the set value "scale angle" (\*).

Example: C04 - 10/50, special execution C02, temperature range -10 ÷ 50°C, scale angle 60°C.