


LABOR LIMISTAT

Swiss based Trafag is a leading international supplier of high quality sensors and monitoring instruments for measurement of pressure and temperature.



Applications

- Machine tools

Features

- Without housing
- Short response time
- Electrical connection on terminal screw

Technical Data

Designation of application	Remote sensing thermostat with limiter, skeleton type	Switching differential	Not adjustable
Measuring range	-30°C ... +40°C to +70°C ... +350°C	Repeatability	± 0.5 % FS typ.
Output signal	Floating change-over contact	Approval / conformity	EN60730-1/ EN60730-2-9: Typ 2.B.H

06/2021

Data sheet H72124p

Subject to change

Ordering information/type code

		L...R .	XX	XX	XXX	XX	XXXXXXXXXX	XX	XX
Custom build code	For increasing temperatures, screw terminal	755 .	12						
Range	Range [°C]	Sensor max. [°C]							
	-30 ... +40	45	01	+20 ... +110	115	23			
	0 ... +35	70	09	+20 ... +150	165	31			
	+10 ... +45	85	11	+20 ... +230	250	24			
	+10 ... +80	100	13	+40 ... +300	330	53			
	-10 ... +35	70	94	+70 ... +350	380	54			
	+5 ... +95	105	20						
Sensor ¹⁾	See table "Ordering-no. for sensors"					XXX			
Fixing ²⁾	Nut M10 (for remote sensing version)								10
	Angle bracket (for remote sensing version)								17
	Bracket (for remote sensing version)								27
	Grubscrew locked, lateral (direct mounting version) ⁴⁾								12
	Cap nut (for direct mounting version) ⁴⁾								14
	Grubscrew locked with spacer (cooling element) (for direct mounting version)								18
Protection tube	See data sheet www.trafag.com/H72114 and www.trafag.com/H72163						XXXX.XXXX		
Accessories	Switchpoint locking								15
	Switchpoint fixed and sealed upon customer's request								88
	Switchpoint preset upon customer's request, no guarantee on switching accuracy								83
	Switchpoint adjustment please indicate when ordering: - Switchpoint [°C] - Increasing or decreasing								
	Capacitor over Pin 1-2								12
	Capacitor over Pin 1-3								13
	Capacitors over Pin 1-2 / 1-3								23
	Railway version IEC 61373, category 2								28
	Capillary tube protection: Flexible metal tube, brass nickel-plated								90
	Capillary tube protection: Flexible metal tube 1.4301 (AISI 304)								91
	Capillary tube protection: PVC tube								92
	Capillary tube length	Capillary tube length up to 5000 mm (no specification required for direct mounting on protection tube) L=XXXX ³⁾							

¹⁾ See data sheet www.trafag.com/H72114 and www.trafag.com/H72163

²⁾ See data sheet www.trafag.com/H72106

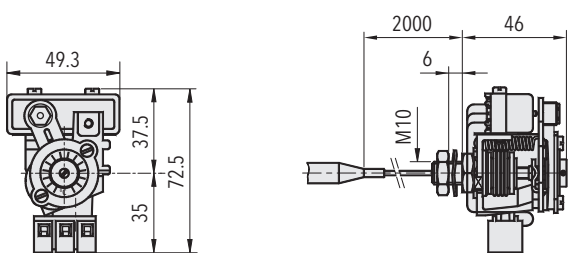
³⁾ Overlengths upon request

⁴⁾ Media max. 150°C in continuous operation

Ordering no. for sensors				
Range	Sensor-Ø	Sensor material		
		Stainless steel	Copper	Copper nickel plated
01, 07, 09, 11, 13, 17	4.7 mm		412	413
	7.0 mm	421	422	423
	9.0 mm		432	433
94, 95, 20, 23	4.7 mm	311	312	313
	7.0 mm	321	322	323
	9.0 mm	331	332	333
31	4.7 mm	111	112	113
	7.0 mm	121	122	123
	9.0 mm	131	132	133
24, 53, 54	4.7 mm	011	012	013
	7.0 mm	021	022	023
	9.0 mm	031	032	033

Standard products (extra short lead time)				
Product No.	Type Code	Sensor material	Temperature range [°C]	Sensor max. [°C]
L95R	755 1220 322 10	Copper	+5 ... +95	105
L150R	755 1231 122 10	Copper	+20 ... +150	165
L230SR	755 1224 021 10	1.4435 (AISI316L)	+20 ... +230	250
L350SR	755 1254 021 10	1.4435 (AISI316L)	+70 ... +350	380

Dimensions



755.12XX.XXX.XX...

Specifications		
Accuracy	Repeatability	± 0.5 % FS typ.
	Scale accuracy typ.	± 2 % FS typ.
	Switching differential	See table below
	Switching point	Temperature compensated with bimetal switch lever
Environmental conditions	Ambient temperature	Range $\leq +45^{\circ}\text{C}$: $-30^{\circ}\text{C} \dots +50^{\circ}\text{C}$ Range $+45^{\circ}\text{C} \dots +250^{\circ}\text{C}$: $-30^{\circ}\text{C} \dots +70^{\circ}\text{C}$ Range $> +250^{\circ}\text{C}$: $-10^{\circ}\text{C} \dots +70^{\circ}\text{C}$ (Important: Temperature at sensor may not exceed maximum sensortemperature)
	Storage temperature	Range $\leq +45^{\circ}\text{C}$: $-30^{\circ}\text{C} \dots +50^{\circ}\text{C}$ Range $> +45^{\circ}\text{C}$: $-30^{\circ}\text{C} \dots +85^{\circ}\text{C}$
	Protection	IP00
	Humidity	Max. 95 % relative
Mechanical Data	Filling	Liquid
	Housing	See ordering information
	Installation	any position
	Weight	~ 250 g
Microswitch	Rating	See table below
	Resistance of insulation	> 2 M Ω
	Dielectric strength	2 kV terminal ground
	Life time (mechanical)	0.3 Mio. cycles
Electrical connection	Terminal screw	3 x 1 ... 2.5 mm ²

Additional information

Documents	Data sheet	www.trafag.com/H72124
	Instructions	www.trafag.com/H70211
	Flyer	www.trafag.com/H70968

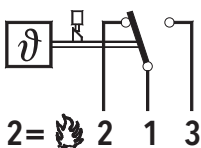
Switching differential typ.

Measuring range	[°C]	-30 ... +40	-10 ... +35	+20 ... +150	+20 ... +230	+40 ... +300
		-10 ... +25	-10 ... +80			+70 ... +350
		0 ... +35	+5 ... +95			
		+15 ... +30	+20 ... +110			
		+10 ... +45				
		+10 ... +80				
Microswitch 12:	[°C]	2.0	6.0	7.5	9.0	12.0
Switching differential not adjustable						

Electrical data switch

Type	Features	Rating	
		Resistive Load (Inductive Load)	
		AC	DC
12	Average switching differential, high vibration resistance	125 V, 15 (1.5) A 250 V, 15 (1.25) A 500 V, 10 (0.75) A	250 V, 0.3 (0.2) A 125 V, 0.75 (0.4) A 30 V, 15 (1.5) A 14 V, 15 (1.5) A

Electrical Connection



755.12