

Solenoid operators with spade plug connection coils

A range of moulded spade connection coils, fully encapsulated by a thermosetting epoxy-resin.

These rectangular coils are in accordance with IEC 335 regulations and are provided with spade plug connections, according to ISO 4400 / EN 175301-803, form A and DIN 43650, 11 mm, industry standard B.

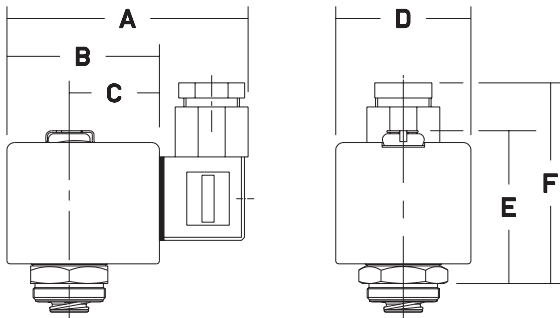
The 3-spade female socket connector with cable gland for cable diameters 6 - 8 mm or 6 - 10 is a commonly used standard for connection of live and ground wiring.

These SC-series coils are designed for continuous duty, class F service up to 155°C max. operating temperature. The high heat dissipation of the integral yoke construction results in a cool-running coil.

SC-coils are fully interchangeable with the metal solenoid enclosures.

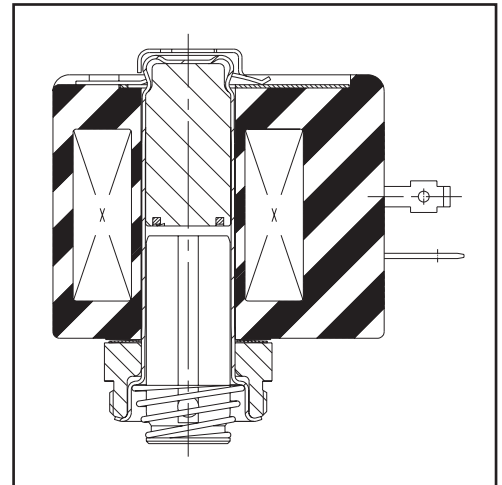


Pull type solenoid operators IP65 (prefix SC)

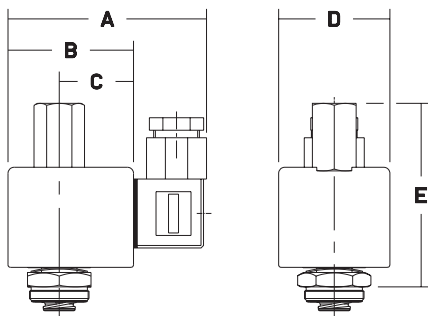


type	A (mm)	B (mm)	C (mm)	D (mm)	E (mm)	F (mm)	weight (kg)
CM22	59	28	17	22	35	52	0,1
CM6	75/80 ⁽¹⁾	45	28	39	45	63	0,2
CMXX	80/85 ⁽¹⁾	50	30	45	49	66	0,3
CM12	86/91 ⁽¹⁾	56	33	50	57	59	0,4

⁽¹⁾ Depending on type of connector with or without cover.

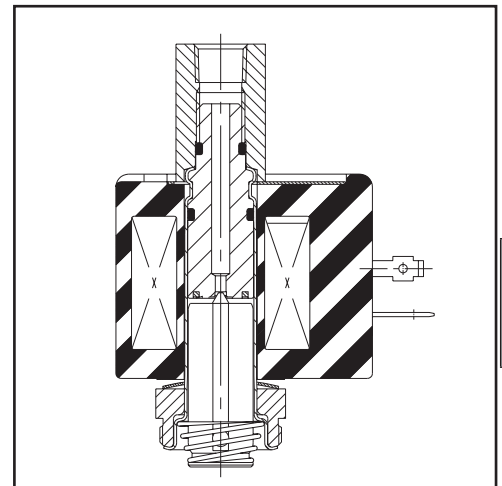


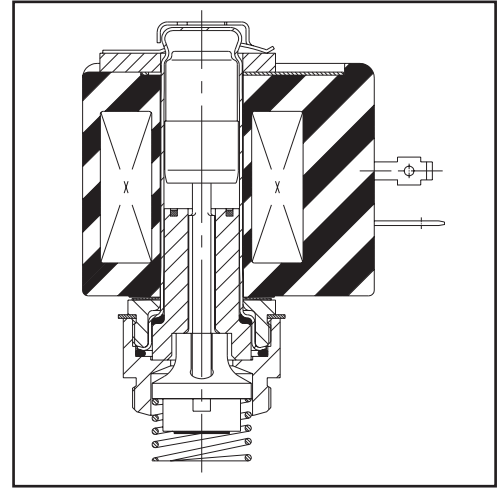
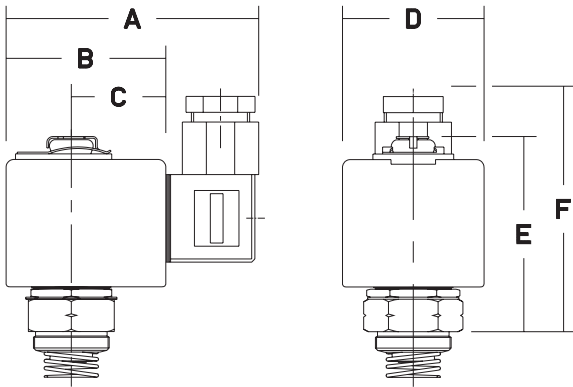
Pull type solenoid operator IP65 (prefix SC), with top exhaust



type	A (mm)	B (mm)	C (mm)	D (mm)	E (mm)	weight (kg)
CM22	59	28	17	22	54	0,15
CMXX	80/85 ⁽¹⁾	50	30	45	78	0,35

⁽¹⁾ Depending on type of connector with or without cover.



Push type solenoid operators IP65 (prefix SC)


type	A (mm)	B (mm)	C (mm)	D (mm)	E (mm)	F (mm)	weight (kg)
CMXX	80/85 ⁽¹⁾	50	30	45	78	96	0,35
CM12	86/91 ⁽¹⁾	56	33	50	68	86	0,45

⁽¹⁾ Depending on type of connector with or without cover.

Metal solenoid enclosures (IP41 and IP67)

An epoxy-coated carbon steel housing with embedded screw terminal coil and Pg 13,5 cable gland.


The enclosure is designed according to the CEE-10 rules and regulations, and incorporates the following features:

- Protection of electric current carrying parts against damage, accessibility of live parts, and the ingress of dust and water to non-insulated live parts;
- Grounding facilities to protect accessible metal parts from becoming live in case of electrical failure;
- Limits of insulation strength of applied insulating material;
- Temperature limits for current carrying paths between live insulation materials;
- Limits for air gaps between live parts and accessible metal parts;
- Detailed specifications for safe and reliable means for the connection of supply cables of flexible cords to appliance terminals.

The protection qualities of the metal enclosure are not affected by temperature.

The 'General Purpose' enclosure meets IP41 requirements (for M25 coil only) and the 'Waterproof' version IP67 conforms to IEC 144 and DIN 40050 (prefix WP).

The waterproof enclosure is also available in 316 stainless steel (prefix WS).

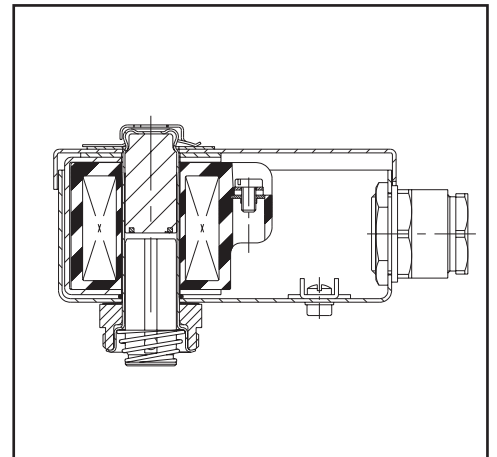
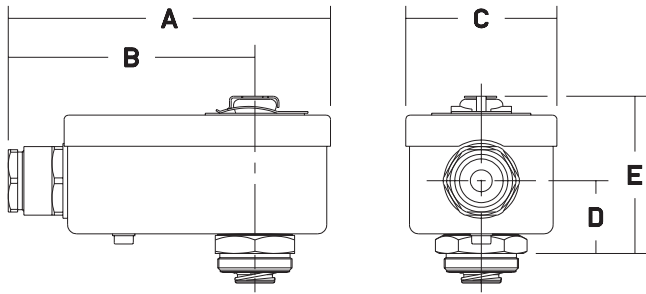


Standard metal housing
(for M25 coil only)

Prefix WP or WS

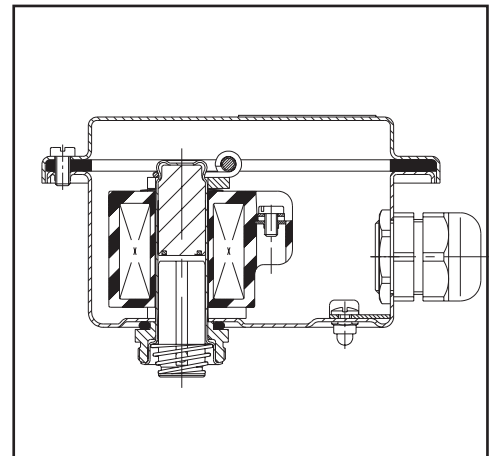
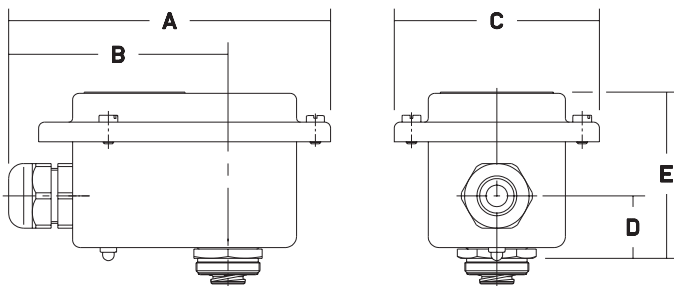
Prefix WP(E)T or WS(E)T

Pull type solenoid operators IP41 (prefix JG)



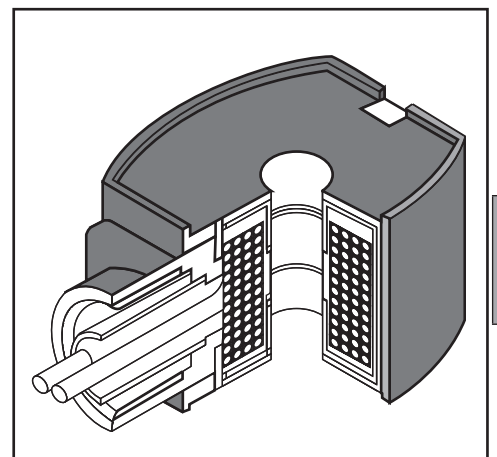
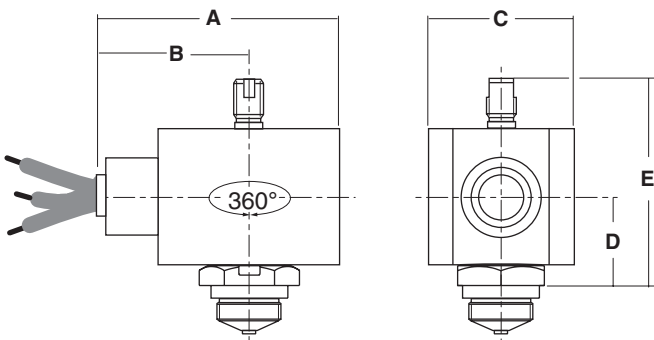
type	A	B	C	D	E	weight (kg)
M25	139	98	84	30	85	0,8

Pull type solenoid operators IP67 carbon steel (prefix WP) or stainless steel (prefix WS)



type	A	B	C	D	E	weight (kg)
SM6	120	82	76	25	64	0,25
SMXX	120	82	76	23	62	0,35
SM12	120	82	76	21	65	0,45

Pull type solenoid operators NEMA 3, 7 & 9 (prefix EF)



type	A	B	C	D	E	weight (kg)
LMXX	80	54	50	25	62	0,534

00141GB-2016/R01
Availability, design and specifications are subject to change without notice. All rights reserved.

