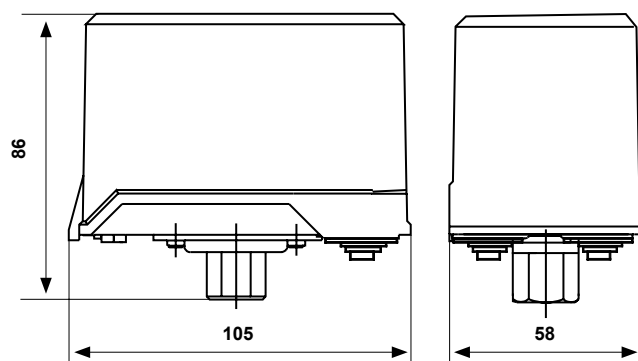


B70A

Pressure switches for three-phase motors direct control

Pressure controls suitable to control directly the electric motors of the pumps, compressors, domestic or industrial autoclaves groups. Suitable as well for fluids (gas or liquids) chemically compatible with the friction diaphragm.



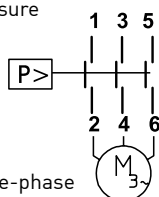
	Range bar	Differential range beginning bar	range ending bar	Sensitive element max. pressure bar	Connection G/14	Protection degree
B70A	0,5 ÷ 7	+0,8	+1,8	+3,5	12	IP40

1 Bar = 100Kpa *The differential must be deducted from the range value.

ELECTRICAL FEATURES

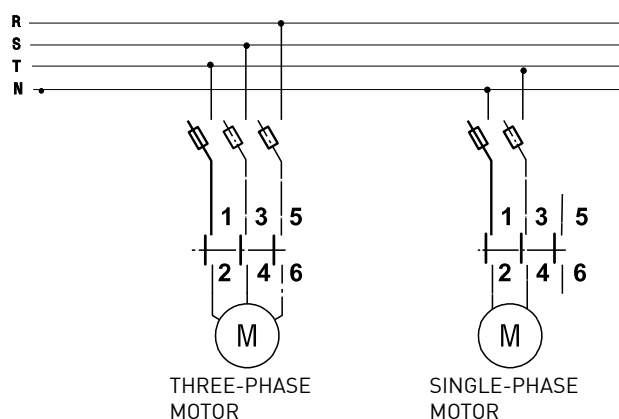
Double breaking switch for each pole, contacts in silver alloy.

Contacts are opening when pressure increases



In case of single-phase motors just two poles are connected

EXAMPLE OF ELECTRICAL WIRING



Nominal insulation tension	Ui 415V~
Continuous duty nominal current	Ith 25A
Operating nominal current in AC-1	le 20A
Operating nominal current in AC-3	le 9A
Powers controlled by the three-phase motors in AC3:	
220/250V	380/415V~
2,2kW/[3HP]	4kW/[5,5HP]

HOMOLOGATION AND STANDARDS

Complies with EN 60947-4-1 standards.

INSTALLATION

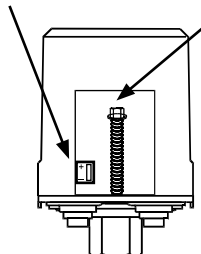
Direct installation on the pipe.

OPERATION

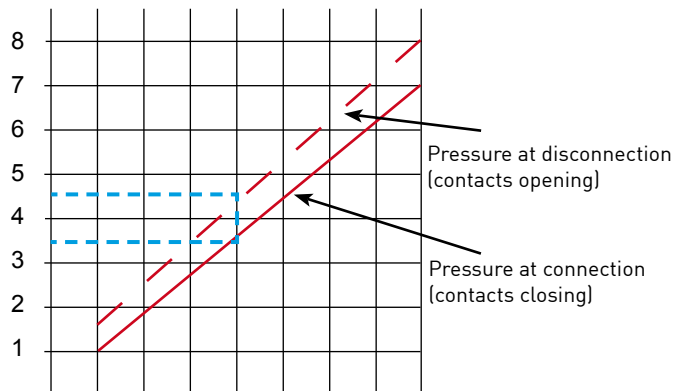
Contacts are opening when pressure rises.

Three-pole contact allows the control of single-phase or three-phase motors up to 9A, without contactor.

Pressure differential
regulation at
disconnection



Pressure regulation at
connection: pressure
value rises on screwing



* EXAMPLE: Pressure at connection 3,5 bar
Pressure at disconnection 4,5 bar

FEATURES

Sensitive element with friction membrane.

Adjustable differential.

Flange connection G 1/4.

Cover in shockproof thermoplastic material.

Metallic parts are in stainless steel.

Earth clamp.

Output connections with two cable glands.

Maximum temperature of the controlled fluid: 90°C.

Pressure switch body admissible temperature: -15 ÷ 60°C.

Storage and transport temperature: -35 ÷ 60°C.

Unit weight: 0,39 Kg.